

Building Base Specification and Construction Guidelines

Thank you

Thank you for choosing to purchase an authentic Breeze House garden building. Please consider our base specification and construction guidelines to ensure that your chosen location is prepared for your Breeze House installation.

If you have any questions or would like any further information, please don't hesitate to call our friendly team on **01538 398488** or email sales@breezehouse.co.uk

Base Location

Please ensure that the base is located in a suitable place with adequate access and clearance for your Breeze House.

It is important to remember that the roof of your building will have a greater diameter than the base of your building and it will overhang. Please leave at least 44cm of clearance for the roof to overhang.

Base Options

We recommend that a concrete base be constructed for your Breeze House. Alternatively, your Breeze House can be erected on an existing strong, level and flat patio or decking area.

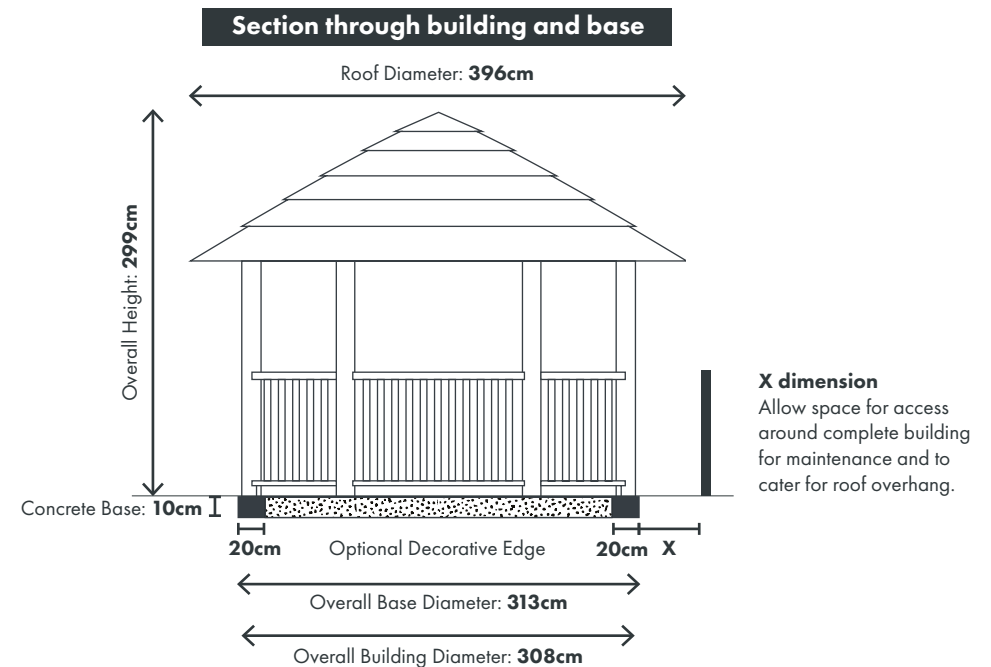
If you are constructing a concrete base, you may like to consider adding a decorative edge. (Please find further details on page two.)

Hardcore Base: Whilst we do not recommend a hardcore base, if used it must be constructed using a compatible material such as MOT Type 1 or similar (loose and decorative gravels are not a suitable substrate to use when creating a base for a Breeze House). The base must be retained to prevent breakaway and must be compacted with a level surface.

Please note that we will not be held responsible for any damage resulting from movement or subsidence of the base.

Overall Building Diameter: **308cm**

Concrete Base Diameter: **313cm**



Plan Key:

- Breeze House Floor
- Breeze House Roof Support Posts
- Concrete Base

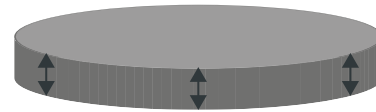
NB: This plan has not been drawn to scale and should not be used for re-scaling.

Concrete Base Construction

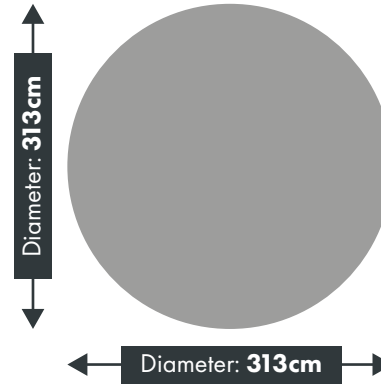
When constructing a concrete base for your Breeze House, it is vital that the base is constructed on solid ground that is firm, level and flat across its entire width in all directions. The concrete base should be at least 10cm thick.

Checking the base is level and flat:

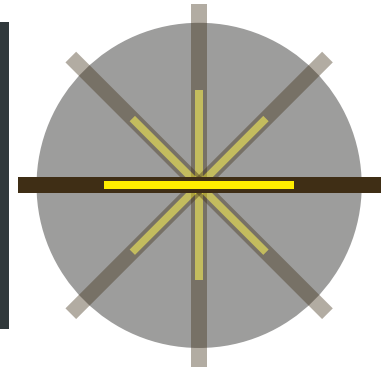
We recommend using a straight edge (that covers the full length and width of your base) and a spirit level to confirm that the base is flat and level in all directions. Move your way round the edge of the base and check by eye that there are no dips or bumps under the straight edge.



Your constructed concrete base should be at least **10cm** thick



Use a straight edge and spirit level to check that the base is level in multiple locations

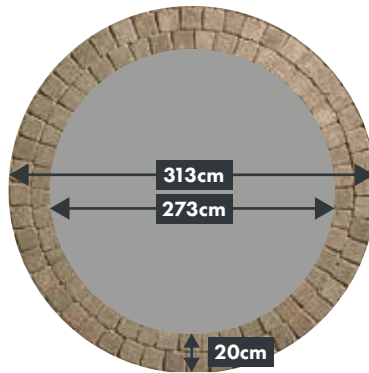


Optional Decorative Edge

To give a more pleasing finish, you could include a brick or stone cobble edge to your concrete base. We recommend that the decorative edge is at least 20cm wide. It is also important to ensure that the decorative edge is kept flat and level with the top of the concrete base.

Please note –

The timber posts that will support the roof of your Breeze House will stand slightly proud of the rest of the building. Therefore, if you choose not to have a decorative edge, the concrete base will be visible after the building is installed.



We recommend a decorative edge of at least **20cm** wide



Concrete base **without** a decorative edge (concrete is visible)



Concrete base **with** a decorative edge (concrete is no longer visible)

Important Notes

Access and safety: Please ensure that there is safe and sufficient access for our team when delivering and installing your Breeze House (our traditional Breeze House components will go through a standard doorway).

Building base: It is important that the base for your Breeze House is prepared to these specifications. Should we arrive on site and the base is not flat, level or solid, it will not be possible to fit your building.

Unable to install: The customer will incur a charge if we are unable to install your Breeze House due to access/safety or the building base not being prepared/being prepared incorrectly.